

CARING+ CLEANING

GUIDE FOR OUTDOOR FURNITURE

STAINLESS STEEL & BATYLINE®



Terms and conditions (of the guide)

Wintons Teak endeavour to have all information in this guide correct, however, there can be errors, in such case we apologise for any inconvenience caused and it may be necessary to change information in this guide.

Wintons Teak®


FEATURES OF STAINLESS STEEL OUTDOOR FURNITURE

Stainless steel is a ferrous alloy, which offers increased protection from the elements through the addition of chrome and nickel. Wintons Teak only use stainless steel 304 or higher for stainless parts and hardware. Stainless steel 304 is higher than the 301 grade which is used by many brands in the outdoor furniture industry. With proper care, stainless steel should maintain its lustre and appearance indefinitely.



NOT SUITABLE FOR MARINE ENVIRONMENT

Wintons Teak uses 304-grade stainless steel, which is not marine grade. As such, it cannot be exposed to salt water or close to marine environment. Wintons Teak recommends the use of A-grade teak for marine environment or upgrade to an electropolished finish



ELETPOLISHED FINISH FOR MARINE ENVIRONMENT

Electropolished options is recommended for marine environment. Through a process of electropolishing, the surface of the stainless steel is forced closed, thus reducing the chance of any water molecules attaching to its surface. This is why an electropolished finish appears smoother and glossy. Wintons Teak recommends upgrading to the electropolished option for a marine environment, which offers additional protection to 304 grade stainless steel.



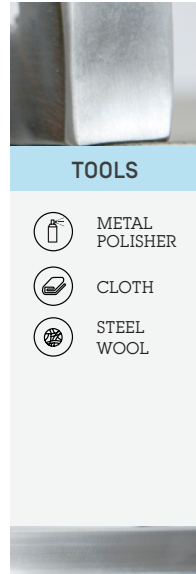
TEA STAIN DEVELOPED ON SURFACE OVER TIME

At Wintons Teak, we normally use stainless steel 304 which is not marine grade stainless steel and is not suitable to be used in a marine environment.

TRAPPED METAL DEBRIS

Sometimes, dirt or metal particles may be trapped inside the structure of your furniture. The loose debris causes a trickling water like noise when lifted and turned. This does not in any way undermine the strength or integrity of your furniture.

CARING FOR STAINLESS STEEL



TOOLS

-  METAL POLISHER
-  CLOTH
-  STEEL WOOL

REMOVING TEA-STAIN

Tea stains can be easily removed by rubbing liquid metal polisher with a microfiber cloth. The metal polisher solution (such as Brasso) is available in any hardware or auto parts store.

STUBBORN STAINS AND SCUFF MARKS


To remove a stubborn stain, rub using steel wool in the direction of the brushed finish. Repeat this process as necessary and finish with a stainless steel polish.

AVOID !

DO NOT USE CHLORIDE/BLEACH OR ANY CLEANER THAT CONTAINS CHLORIDE/BLEACH. It is important to USE THE FURNITURE AS IT IS INTENDED. This means that it is important not to sit on the armrests or tabletop, or pivot on the chairs.

BATYLINE® FABRIC QUALITY FEATURES

Wintons Teak uses composite fabrics manufactured by Batyline® offering great colours, lasting tension and superior strength.




MORE YIELDING OVERTIME

Although Batyline® fabric offers high tension, it is possible for the fabric to become more yielding over time.

REPLACING BATYLINE® FABRIC

Most batyline fabrics featured in Wintons Teak collections can be replaced and are available for purchase at Wintons Teak. Make sure that you always buy original parts by Wintons Teak to ensure a perfect fit. Wintons Teak also offers an installation service of your new fabric for a fee.



MOULD AND DIRT RESISTANCE

Batyline® fabrics offer excellent resistance to mould and dirt, making it easy to care. This ensures that any spills and dirt are cleaned immediately to avoid staining.

RECYCLABLE

Batyline® fabrics are eco-designed with a treated surface, making the fabric 100% recyclable and UV resistant. The UV protection also helps to maintain its original colour.

HOW TO CLEAN BATYLINE® FABRIC

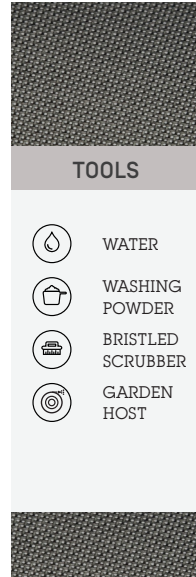


GENERAL CLEANING

Occasional cleaning of Batyline® mesh is highly recommended. To do this, simply rinse the surface with a garden hose. Do not use a high-pressure hose to clean batyline fabric

TOUGH STAINS

Clean the surface with a mild soapy solution using a soft bristled-scrubber and rinse thoroughly. Red wine, oil and grease marks can be removed by quickly pouring water over the area and cleaning with a cloth.



TOOLS

-  WATER
-  WASHING POWDER
-  BRISTLED SCRUBBER
-  GARDEN HOST

AVOID !

DO NOT USE A FOAMING CLEANER TO CLEAN Batyline® fabrics as foam can be trapped between the gaps in the weaving. This attracts dirt which is difficult to remove.

DO NOT DIRECTLY EXPOSE THE FURNITURE TO EXTREME HOT OR COLD TEMPERATURES, such as a hot saucepan/ flame or dry ice, as it will cause the product to melt or become brittle.

This will leave a permanent mark or may cause the fibre to break. It is important to **USE THE FURNITURE AS IT IS INTENDED**. This means that it is important not to sit on the armrests or tabletop, or pivot on the chairs.

Please be careful **NOT TO USE SHARP OBJECTS** (knives, scissors, etc.) near the Batyline® mesh when removing it from the cardboard packaging.

Please **DO NOT USE ANY KIND OF WAX**, abrasive material or solvent as it may cause the Batyline® mesh to discolour and become brittle.

DO NOT USE EXCESSIVE FORCE TO CLEAN BATYLINE FABRIC.

Excessive force from a power washer or high pressure hose will cause the fabric to become slack and damage it. Never use a power washer or high pressure hose.

CARING+ CLEANING

GUIDE FOR
OUTDOOR FURNITURE

STAINLESS STEEL & BATYLINE®



If you have any enquiry
please contact customer
service team:

customer_service@wintonsteak.com

WintonsTeak®



Terms and conditions (of the guide)

Wintons Teak endeavour to have all information in this guide correct, however, there can be errors, in such case we apologise for any inconvenience caused and it may be necessary to change information in this guide.

