

CARING+ CLEANING

GUIDE FOR OUTDOOR FURNITURE

ALUMINIUM & BATYLINE®



Terms and conditions (of the guide)

Wintons Teak endeavour to have all information in this guide correct, however, there can be errors, in such case we apologise for any inconvenience caused and it may be necessary to change information in this guide.

Wintons Teak®

POWDER COATED FINISH QUALITY FEATURES

Powder coating finishes offer excellent adhesion and protection.



TOUGHENED METAL FRAME

Wintons Teak use a steel rod and wooded component inside a hollow metal bar to strengthen it, which is a must for load bearing components.

TRAPPED METAL DEBRIS



Sometimes, dirt or metal particles may be trapped inside the structure of your furniture. The loose debris causes a trickling water like noise when lifted and turned. This does not in any way undermine the strength or integrity of your furniture.



SCRATCHES AND SCUFF MARKS

Wintons Teak uses a polyester base powder coating finish which protects the aluminium frame from the element. It does not protect against scratches and dents caused by abrasions and collision against hard objects. Minor scratches, marks and missing paint as a sign of frequent use is expected.

CARING FOR POWDER COATED FINISH



GENERAL CLEANING

A powder coated finish can be easily cleaned using a general surface cleaner (such as lemon pledge) using a microfiber cloth.

RESTORING SCRATCHES AND MARKS

As a sign of good use, minor scratches and marks may appear on a coated finish. This can be easily retouched with spray paint (such as Rust-oleum Ultra Cove), which is widely available in hardware stores. Please choose the right colour of the paint and always test it on a small section of the aluminium or disposable paper.



TOOLS

-  MULTI PURPOSE CLEANER
-  PAINT TOUCH UP SPRAY*
-  CLOTH

*Please choose the right colour of the paint and always test it on a small section of the aluminium or disposable paper.

AVOID !

DO NOT USE ANY KIND OF BLEACH AND ABRASIVE MATERIALS on powder coated surfaces.

IT IS IMPORTANT TO USE THE FURNITURE AS IT IS INTENDED.


This means that it is important not to sit on the armrests or tabletop, or pivot on the chairs.

DO NOT USE EXCESSIVE FORCE TO CLEAN YOUR FURNITURE.

Excessive force from a power washer or high pressure hose will chip the powder coating finish. Never use a power washer or high pressure hose.

BATYLINE® FABRIC QUALITY FEATURES

Wintons Teak uses composite fabrics manufactured by Batyline® offering great colours, lasting tension and superior strength.




MORE YIELDING OVERTIME

Although Batyline® fabric offers high tension, it is possible for the fabric to become more yielding over time.

REPLACING BATYLINE FABRIC

Most batyline fabrics featured in Wintons Teak collections can be replaced and are available for purchase at Wintons Teak. Make sure that you always buy original parts by Wintons Teak to ensure a perfect fit. Wintons Teak also offers an installation service of your new fabric for a fee.



MOULD AND DIRT RESISTANCE

Batyline® fabrics offer excellent resistance to mould and dirt, making it easy to care. This ensures that any spills and dirt are cleaned immediately to avoid staining.

RECYCLABLE

Batyline® fabrics are eco-designed with a treated surface, making the fabric 100% recyclable and UV resistant. The UV protection also helps to maintain its original colour.

HOW TO CLEAN BATYLINE® FABRIC

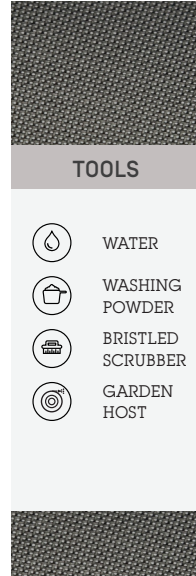


GENERAL CLEANING

Occasional cleaning of Batyline® mesh is highly recommended. To do this, simply rinse the surface with a garden hose. Do not use a high-pressure hose to clean batyline fabric

TOUGH STAINS

Clean the surface with a mild soapy solution using a soft bristled-scrubber and rinse thoroughly. Red wine, oil and grease marks can be removed by quickly pouring water over the area and cleaning with a cloth.



TOOLS

-  WATER
-  WASHING POWDER
-  BRISTLED SCRUBBER
-  GARDEN HOST

AVOID !

DO NOT USE A FOAMING CLEANER TO CLEAN Batyline® fabrics as foam can be trapped between the gaps in the weaving. This attracts dirt which is difficult to remove.

DO NOT DIRECTLY EXPOSE THE FURNITURE TO EXTREME HOT OR COLD TEMPERATURES, such as a hot saucepan/ flame or dry ice, as it will cause the product to melt or become brittle.

This will leave a permanent mark or may cause the fibre to break. It is important to **USE THE FURNITURE AS IT IS INTENDED**. This means that it is important not to sit on the armrests or tabletop, or pivot on the chairs.

Please be careful **NOT TO USE SHARP OBJECTS** (knives, scissors, etc.) near the Batyline® mesh when removing it from the cardboard packaging.

Please **DO NOT USE ANY KIND OF WAX**, abrasive material or solvent as it may cause the Batyline® mesh to discolour and become brittle.

DO NOT USE EXCESSIVE FORCE TO CLEAN BATYLINE FABRIC.

Excessive force from a power washer or high pressure hose will cause the fabric to become slack and damage it. Never use a power washer or high pressure hose.

CARING+ CLEANING

GUIDE FOR
OUTDOOR FURNITURE

ALUMINIUM & BATYLINE®



If you have any enquiry
please contact customer
service team:

customer_service@wintonsteak.com

WintonsTeak®



Terms and conditions (of the guide)

Wintons Teak endeavour to have all information in this guide correct, however, there can be errors, in such case we apologise for any inconvenience caused and it may be necessary to change information in this guide.